

# S Connector

## Open new markets

**THE VITOP CONNECTORS ENABLE YOU TO ENTER THE ON-TRADE MARKET.**

The S Connector is designed to ensure clean, fast, economic, reliable and tight connections to pump or gravity distribution systems used in bars and restaurants.


It is extremely easy to undo and clean; the manipulation takes only a few seconds, which makes its use very simple and intuitive.



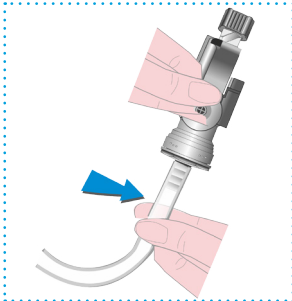
## Benefits

### Advantages of Vitop S Connector

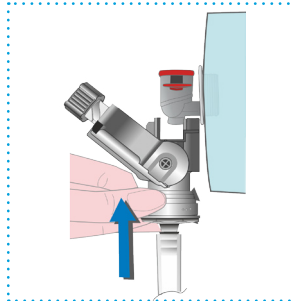
- 1** **EASY TO USE:** The design of the S Connector is intuitive - it is easy to connect to the Original Vitop® tap, easy to undo and re-connect again.
- 2** **HYGIENE:** Cleaning is simple and quick and the S Connector is certified for food contact. It is fitted with an anti-return valve.
- 3** **FLEXIBILITY:** Several connector models are adapted to the application and the distribution system with T, L or standard shaped end fittings and end-fitting standard diameters of 6 mm, 10 mm and 13 mm.
- 4** **COMPATIBILITY:** Guaranteed compatible with the Original Vitop®. Works with a pump and by gravity.



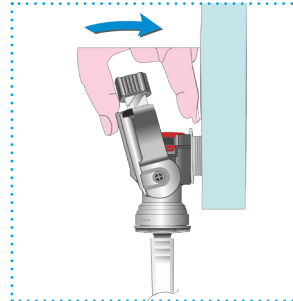
## Connecting the S Connector



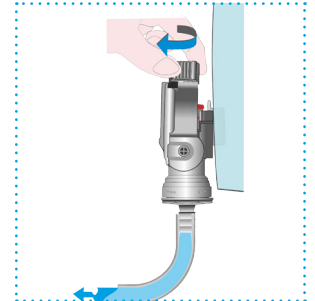
Place the tube on the connector



Place the tap inside the connector

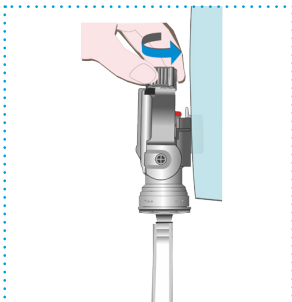


Push (pivot) to close the connector

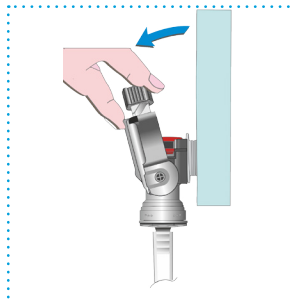


Screw the top button

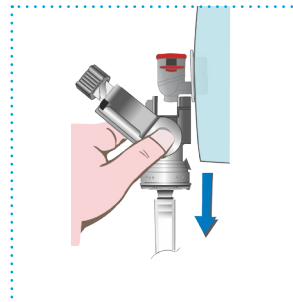
## Disconnecting the S Connector



Open the connector




Pull (pivot) open the connector

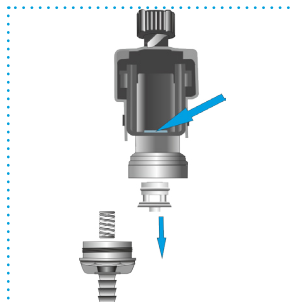


Remove the connector

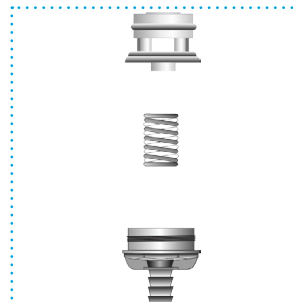
## Dismantling the S Connector



Unscrew the end-fitting



Apply pressure from above to remove the valve




Clean the valve, spring and the connector body, if necessary




Lubricate the valve with a food grease spray

## Reassembling the S Connector



Replace the valve into the connector and the spring into the end-fitting



Assemble the connector  
Screw tightly on the end-fitting